

Minutes of executive committee meeting, San Francisco, December 15, 2009

11 members were present.

1. Report on NG Activities

The Chair explained the new AGU governance structure. He requested that members solicit sessions at future AGU meetings. An article detailing the work of NG was published in EOS, and is linked on our NG index page. It was proposed that NG should have a newsletter with information on jobs, conferences, and information relevant to NG. It will be mailed to anyone interested.

2. Organizing sessions for the future meeting

Scientific sessions are the main mechanism for increasing the profile of NG within the union. Armin Bunde suggested a future theme of Risk Estimation. Chris Barton suggested placing a list on our website of past NG sessions. Jay Johnson suggested that sessions have multiple conveners from different areas to ensure a multidisciplinary flavor.

3. Funding. Agency Liaison Committee

Surja Sharma reported that NSF has no clear program devoted to nonlinear geophysics. In 2011 a program will include the broad title of complexity, but it is unclear how to tap into this. We need to exchange ideas to determine where NG research might fit under this programming umbrella.

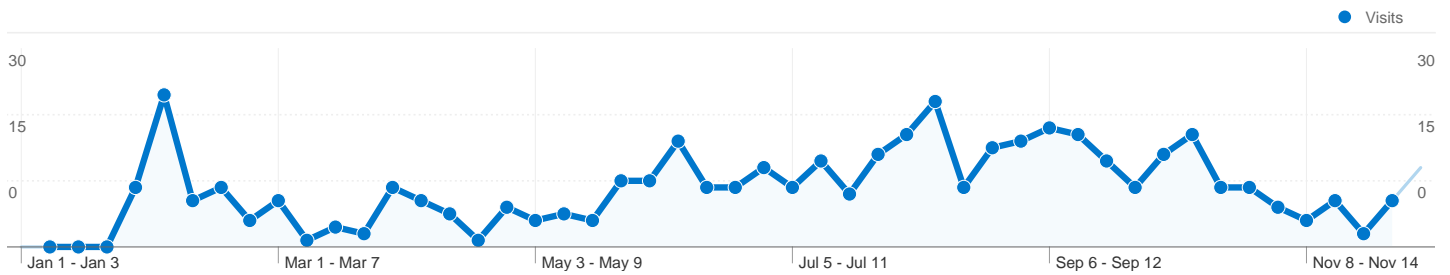
4. NG Membership

Our overall membership is steady, but the number of primaries has fallen, most probably due to the new Natural Hazards Focus Group, which has started in the past year.

5. NG Website

The focus group website has been updated, including the list of the new committees and members. Any suggestions, or information about events, jobs etc. should be sent to the secretary, James Wanliss (jawanliss@presby.edu).

-James Wanliss, Secretary



Site Usage

439 Visits

53.30% Bounce Rate

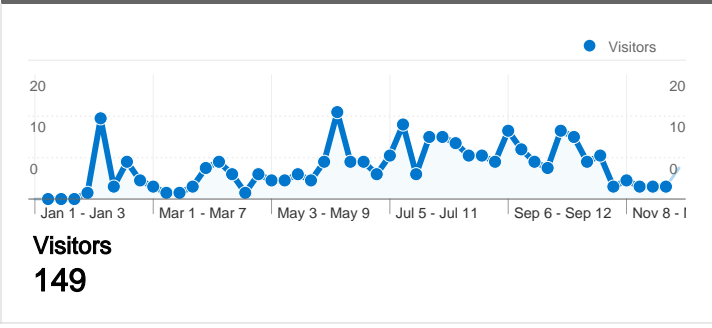
1,232 Pageviews

00:02:17 Avg. Time on Site

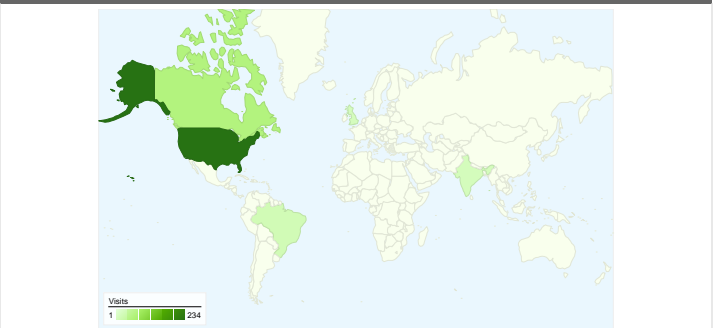
2.81 Pages/Visit

29.84% % New Visits

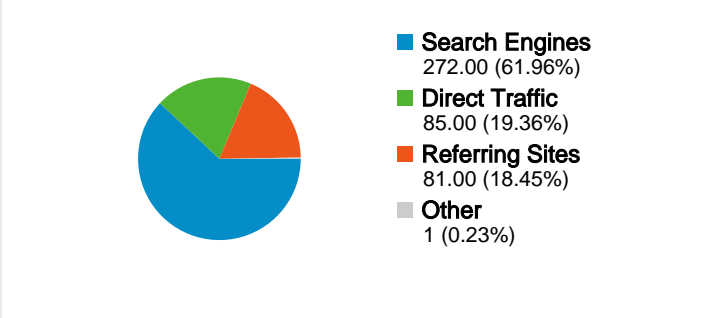
Visitors Overview



Map Overlay world

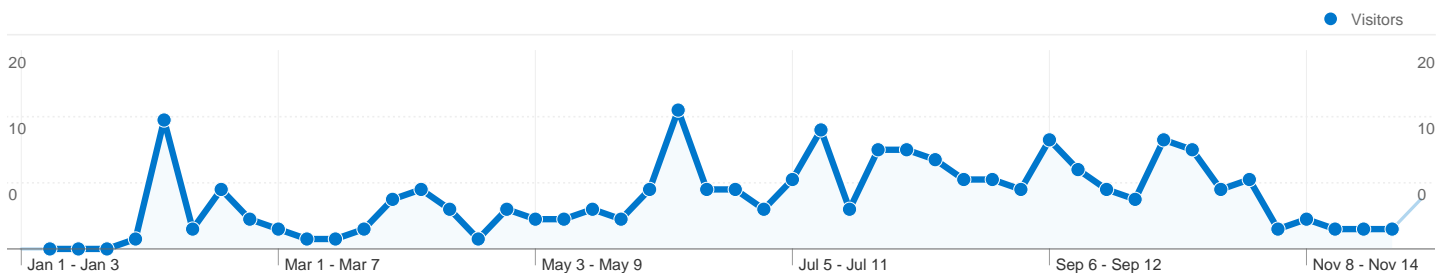


Traffic Sources Overview



Content Overview

Pages	Pageviews	% Pageviews
/focus_group/NG/index.html	471	38.23%
/focus_group/NG/Turcotte.html	152	12.34%
/focus_group/NG/Officials.html	150	12.18%
/focus_group/NG/Committee.ht	131	10.63%
/focus_group/NG/Meetings.html	119	9.66%




149 people visited this site


 **439** Visits


 **149** Absolute Unique Visitors

 **1,232** Pageviews

 **2.81** Average Pageviews

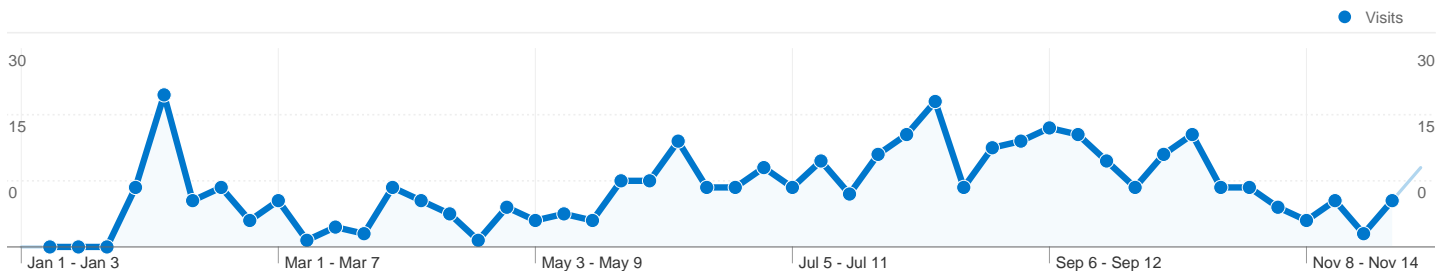
 **00:02:17** Time on Site

 **53.30%** Bounce Rate




 **29.84%** New Visits

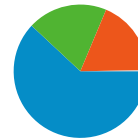
Technical Profile

Browser	Visits	% visits	Connection Speed	Visits	% visits
Firefox	207	47.15%	T1	209	47.61%
Internet Explorer	136	30.98%	Unknown	102	23.23%
Safari	39	8.88%	DSL	63	14.35%
Opera	29	6.61%	Cable	62	14.12%
(not set)	11	2.51%	Dialup	3	0.68%



All traffic sources sent a total of 439 visits

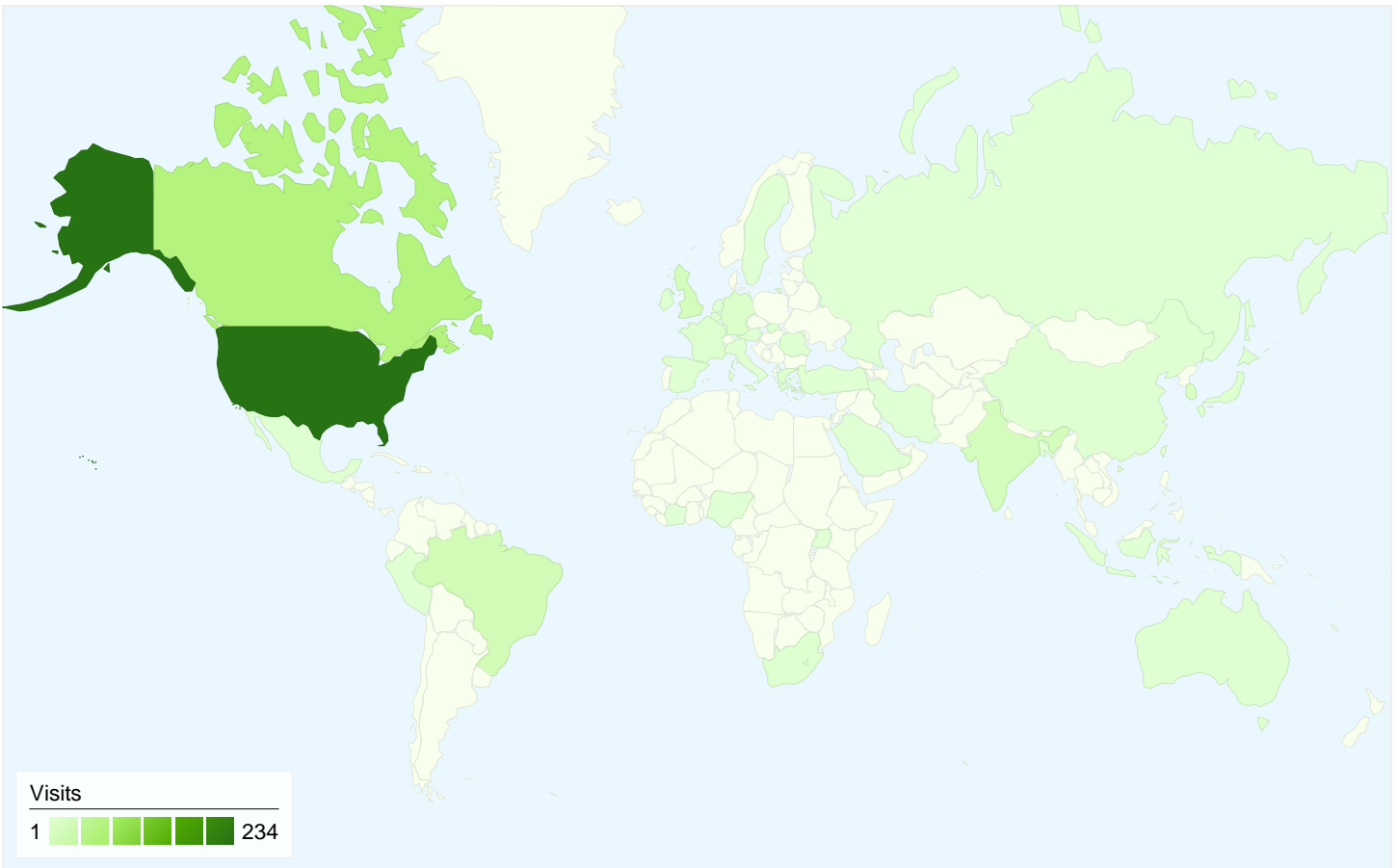
-  19.36% Direct Traffic
-  18.45% Referring Sites
-  61.96% Search Engines



- Search Engines
272.00 (61.96%)
- Direct Traffic
85.00 (19.36%)
- Referring Sites
81.00 (18.45%)
- Other
1 (0.23%)

Top Traffic Sources

Sources	Visits	% visits	Keywords	Visits	% visits
google (organic)	259	59.00%	turcotte award	32	11.76%
(direct) ((none))	85	19.36%	nonlinear geophysics	30	11.03%
thebesthosting.org (referral)	11	2.51%	agu	26	9.56%
notebooks-brasil.blogspot.com	9	2.05%	extreme events geoscience	8	2.94%
adsabs.harvard.edu (referral)	8	1.82%	agu nonlinear	7	2.57%

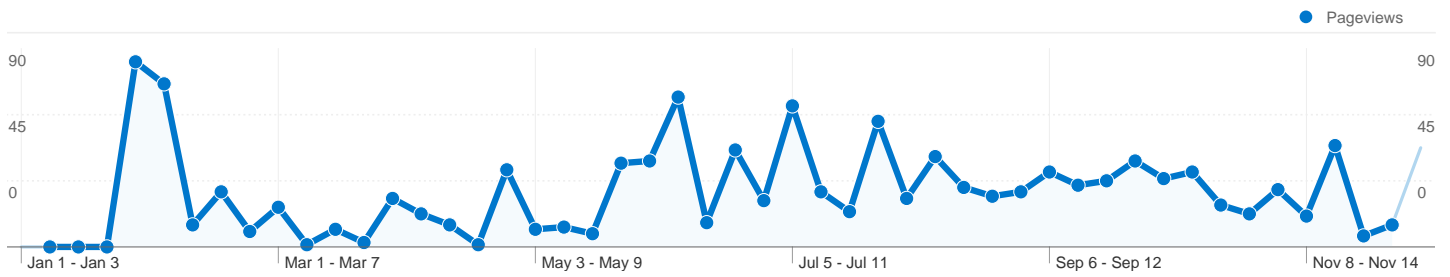


439 visits came from 38 countries/territories

Site Usage

Country/Territory	Visits	Pages/Visit	Avg. Time on Site	% New Visits	Bounce Rate
United States	234	3.14	00:02:42	29.06%	44.44%
Canada	61	2.48	00:02:20	14.75%	70.49%
Brazil	22	1.41	00:00:01	4.55%	63.64%
India	18	2.67	00:03:22	27.78%	50.00%
United Kingdom	17	1.88	00:01:41	23.53%	64.71%
South Korea	12	4.00	00:04:15	33.33%	41.67%
Germany	8	5.25	00:03:33	25.00%	62.50%
France	5	1.60	00:00:14	60.00%	60.00%
Greece	4	1.25	00:00:03	75.00%	75.00%


Japan	4	2.00	00:00:07	100.00%	75.00%
					1 - 10 of 38



Pages on this site were viewed a total of 1,232 times

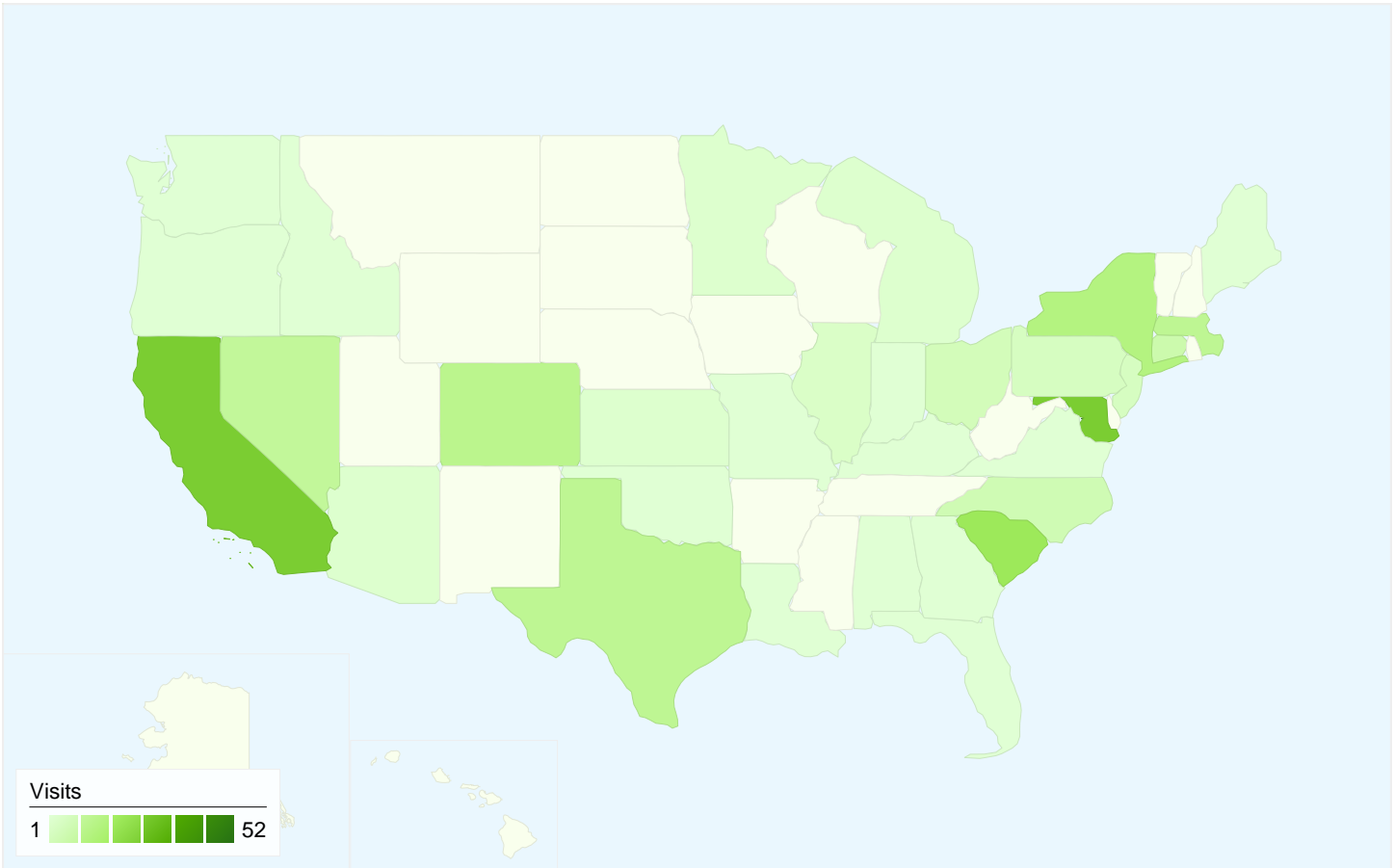
 1,232 Pageviews

 854 Unique Views

 53.30% Bounce Rate

Top Content

Pages	Pageviews	% Pageviews
/focus_group/NG/index.html	471	38.23%
/focus_group/NG/Turcotte.html	152	12.34%
/focus_group/NG/Officials.html	150	12.18%
/focus_group/NG/Committee.html	131	10.63%
/focus_group/NG/Meetings.html	119	9.66%



This country/territory sent 234 visits via 32 regions

Site Usage

Region	Visits	Pages/Visit	Avg. Time on Site	% New Visits	Bounce Rate
Visits 234 % of Site Total: 53.30%	Pages/Visit 3.14 Site Avg: 2.81 (11.77%)	Avg. Time on Site 00:02:42 Site Avg: 00:02:17 (17.95%)	% New Visits 29.06% Site Avg: 29.84% (-2.62%)	Bounce Rate 44.44% Site Avg: 53.30% (-16.62%)	
District of Columbia	52	3.77	00:03:52	5.77%	44.23%
California	27	1.56	00:00:34	48.15%	62.96%
Maryland	27	4.37	00:04:13	11.11%	29.63%
South Carolina	20	4.15	00:04:42	30.00%	15.00%
New York	14	4.79	00:07:22	21.43%	50.00%
Colorado	12	2.08	00:04:40	16.67%	50.00%
Texas	11	1.36	00:00:04	72.73%	81.82%
Massachusetts	11	2.00	00:00:19	36.36%	45.45%
Nevada	10	3.20	00:00:47	70.00%	40.00%

Connecticut	7	1.86	00:00:18	14.29%	57.14%
					1 - 10 of 32